


TERRY'S LIFESTYLE



M O R G A N
E L L I S
— L I F T S —

TERRY'S LIFESTYLE



LIFT COLOUR



LIFT DOORS

The lift doors have a manual swing option only.


CARRIER AND CONTROL PANEL

The whole carrier moves through the floors, leaving just the guides behind.

CENTRE CONSOLE UPHOLSTERED



CENTRE CONSOLE PAINTED



LIFT FLOOR

3600 MM

MAXIMUM TRAVEL

INSTALLATION

Installed directly on the floor with a low-profile 40mm step-up. No pit is required.

POWER SUPPLY

230 V 1-phase 13 amp C-Breaker



TYPE OF LIFT

Floor-through home lift for seated or standing use

POWER SUPPLY
INSTALLATION
ENVIRONMENT



RATED SPEED

0.15 m/s
Inside Europe

DRIVE SYSTEM

Hydraulic

2 floors



NUMBER OF
FLOORS

WARRANTY

12 months parts and labour warranty

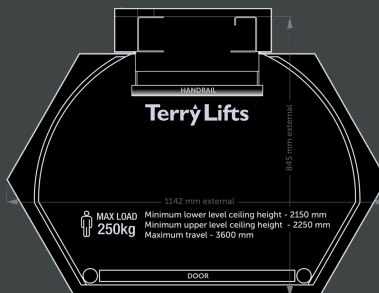


CONTROL FROM CARRIER CONTROL PANEL

One touch controls - no need for constant pressure

TECHNICAL COMPLIANCE

European Machine directive 2006/42/EC
European standard EN 81-41



MORGANELLIS.CO.UK | ENQUIRIES@MORGANELLIS.CO.UK | 01702 780002
SHOWROOM: SKY HOUSE DESIGN CENTRE, RAANS RD, AMERSHAM, HP6 6FT