



Residential Elevator

Taking your home
to the next level



Add a touch of luxury to suit your lifestyle

with a **Residential Elevator**, the latest in premium home access



Travel in style and with ease within your home with our elegant **Residential Elevator**, and enjoy where you live both now and in the future.

Enjoying the quiet sophistication

Featuring large vision panels in a clean frame, custom LED ceiling lights with optional colour choice, and one touch internal controls, the **Residential Elevator** is an impressive addition to any home.

Providing smooth and quiet through-floor travel, the elevator includes external controls on both floors, and is equipped with our new **Intelligent Logic Diagnostic Display** offering a wealth of benefits to the user.

This innovative digital control system displays lift functions during travel and a simplified fault diagnostic, allowing most operational issues to be easily resolved automatically or over the phone with our support team.

Designed to be easily installed in a wide range of homes, the **Residential Elevator** is available in a range of sizes and with a travel distance up to 4.2 metres - one of the longest offered on the market!

Travelling on elegant vertical elevator rails, not only means minimal installation work, but when the lift is not in the room you can enjoy all of your living space.

Manufactured to the highest safety standards and with a range of optional extras, the **Residential Elevator** from **Pollock Lifts** is the ultimate choice for adding value to your lifestyle at home.

Why take the stairs when you can travel effortlessly?

Call us today
0800 470 0440



Offering a wide range of features to make it your own...

➤ Enjoy the benefits of Traction Drive

Our Residential Elevator uses Traction Drive to provide the most comfortable travel experience with a range of installation and operational benefits.

- Soft start/stop
- Quieter travel
- Self-contained unit
- Smaller footprint
- Higher travel distance
- 255kg capacity
- Emergency lowering system located beside the lift
- Less expensive to run
- Environmentally friendly

➤ Optional drive features available.

- Faster motor
- 300kg heavy duty capacity
- Hydraulic Drive system

➤ Intelligent design as standard

From installation to operation, every detail has been designed with you in mind.

- **Quick installation**
Clean and simple, in under 2 days
- **Minimal building work**
No wall attachment, shaft or pit required
- **Assured safety**
Safety sensor/edges
Self levelling for uneven floors
BS5900:2012 Compliant
- **Easy to use**
Diagnostic messaging
Wireless remote control
- **Contemporary design**
Elegant and clean frame with large vision panels
LED lighting

All our lifts are compliant with international standards and quality requirements.





► Configurations that fit your home

Available in three sizes and two car heights, you can choose the configuration that best suits your requirements and room dimensions.

- Single person
- Two people
- Wheelchair user
- 1.8m or 2.0m car height

The Residential Elevator can be installed in any room, according to your desired travel within your home and room floor plans.

► Your interior, your design

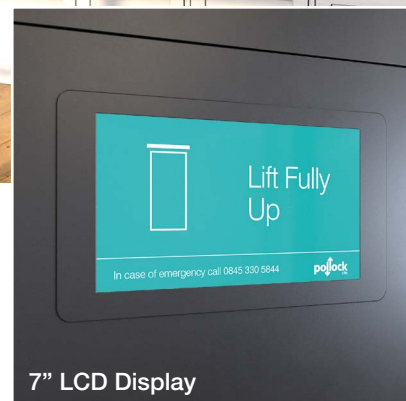
Customise your Residential Elevator to complement your style and home interior, with a range of optional finishes and features.

- Special RAL colours
- Mood lighting
- Full colour 7" display
- In-car telephone
- Handrail
- Tip-up seat
- Power operated door
- Auto dialler




“ We love our Residential Elevator. Quiet and stylish – we were able to choose colours that perfectly matched our decor and the service from Pollock Lifts was outstanding. ”

To speak to a customer advisor call **0800 470 0440**




7" LCD Display



Handrail with controls



In-car telephone



Tip-up seat



Get in touch for more information

Pollock Lifts

1 Sloefield Drive - Trooperslane Industrial Estate
Carrickfergus
Co. Antrim
BT38 8GX
United Kingdom

T 028 9336 8167

E info@pollocklifts.co.uk

www.pollocklifts.co.uk

As part of our ongoing research and development the spec of the lift may change from time to time - unit shown is for guidance only. Final specification as per individual quotation.

Pollock Lifts seeks to continually improve its products; therefore the information in this brochure may be subject to change.

Brochure Design by The Design Factor, Belfast.